




Methicillin-resistant Staphylococcus aureus (MRSA) Statewide Consumer Report
Reportable Period: January 1, 2018 - December 31, 2018

LEGEND

	Fewer events (better) than predicted based on the national experience *	=	About the same number of events as predicted based on the national experience *		More events (worse) than predicted based on the national experience *	No Conclusion	When the number of predicted events is less than 1, no conclusion can be made		Congratulations on achieving ZERO infections!
<i>*National experience contains data from 2015 for Methicillin-resistant Staphylococcus aureus (MRSA) Laboratory-Identified Events</i>									

Methicillin-resistant Staphylococcus aureus (MRSA) Consumer Report by Facility Type

Illinois collects facility-wide Methicillin-resistant Staphylococcus aureus (MRSA) data of hospital-onset laboratory-identified events. Only hospital from which data have been reported will be shown in the following summary tables

Methicillin-resistant Staphylococcus aureus (MRSA) Statewide Consumer Report
Reportable Period: January 1, 2018 - December 31, 2018

Acute Care and Pediatric Hospitals

Hospital Name	Hospital City	Number of Events		How Does This Facility Compare to the National Experience?
		Observed	Predicted	
Mercyhealth Hospital-Rockton Avenue	Rockford	4	3.5	= Same
Presence Saint Joseph Medical Center	Joliet	2	8.0	★ Better
Blessing Hospital	Quincy	3	2.8	= Same
Unitypoint Health - Methodist	Peoria	1	2.4	= Same
OSF Saint Francis Medical Center	Peoria	5	20.3	★ Better
Advocate Lutheran General Hospital	Park Ridge	5	10.9	= Same
Northwestern Medicine Delnor Hospital	Geneva	0	1.1	☆ Zero Infections
Rush University Medical Center	Chicago	11	8.6	= Same
Passavant Area Hospital	Jacksonville	1	Less than 1.0	No Conclusion
John H Stroger Jr Hospital of Cook County	Chicago	6	5.8	= Same
CGH Medical Center	Sterling	0	Less than 1.0	☆ Zero Infections
University of Chicago Medicine	Chicago	9	22.5	★ Better
South Shore Hospital	Chicago	4	Less than 1.0	No Conclusion
Advocate Illinois Masonic Medical Center	Chicago	0	3.3	☆ Zero Infections
Advocate Christ Medical Center	Oak Lawn	10	13.8	= Same
Silver Cross Hospital	New Lenox	2	2.6	= Same
Carle Foundation Hospital	Urbana	3	8.0	= Same
Holy Cross Hospital	Chicago	2	2.0	= Same
Ann & Robert H Lurie Children's Hospital of Chicago	Chicago	5	3.0	= Same

Methicillin-resistant Staphylococcus aureus (MRSA) Statewide Consumer Report
Reportable Period: January 1, 2018 - December 31, 2018

Acute Care and Pediatric Hospitals

Hospital Name	Hospital City	Number of Events		How Does This Facility Compare to the National Experience?
		Observed	Predicted	
Advocate South Suburban Hospital	Hazel Crest	1	1.6	= Same
Memorial Medical Center	Springfield	7	12.2	= Same
Rush Oak Park Hospital	Oak Park	0	Less than 1.0	☆ Zero Infections
Vista Medical Center East	Waukegan	2	1.7	= Same
Northwest Community Healthcare Hospital	Arlington Heights	3	3.3	= Same
Presence Mercy Medical Center	Aurora	0	Less than 1.0	☆ Zero Infections
UnityPoint Health - Pekin	Pekin	1	Less than 1.0	No Conclusion
Loyola Gottlieb Memorial Hospital	Melrose Park	0	1.5	☆ Zero Infections
Decatur Memorial Hospital	Decatur	4	1.8	= Same
AMITA Health Alexian Brothers Medical Center Elk Grove Village	Elk Grove Village	2	3.4	= Same
McDonough District Hospital	Macomb	0	Less than 1.0	☆ Zero Infections
Edward Hospital	Naperville	4	4.2	= Same
Advocate Sherman Hospital	Elgin	0	2.1	☆ Zero Infections
Advocate Condell Medical Center	Libertyville	1	3.2	= Same
Memorial Hospital	Belleville	2	2.4	= Same
Presence Saint Joseph Hospital	Elgin	2	Less than 1.0	No Conclusion
West Suburban Medical Center	Oak Park	1	1.4	= Same
OSF Saint Elizabeth Medical Center	Ottawa	0	Less than 1.0	☆ Zero Infections

Methicillin-resistant Staphylococcus aureus (MRSA) Statewide Consumer Report
Reportable Period: January 1, 2018 - December 31, 2018

Acute Care and Pediatric Hospitals

Hospital Name	Hospital City	Number of Events		How Does This Facility Compare to the National Experience?
		Observed	Predicted	
Advocate BroMenn Medical Center	Normal	0	1.5	☆ Zero Infections
Sarah Bush Lincoln Health Center	Mattoon	0	Less than 1.0	☆ Zero Infections
Northwestern Medicine Woodstock Hospital	Woodstock	0	Less than 1.0	☆ Zero Infections
Northwestern Medicine McHenry Hospital	Mchenry	0	2.4	☆ Zero Infections
SSM Health Good Samaritan Hospital	Mount Vernon	1	1.7	= Same
SwedishAmerican Hospital	Rockford	1	2.8	= Same
Northwestern Medicine Kishwaukee Hospital	Dekalb	1	Less than 1.0	No Conclusion
OSF Heart of Mary Medical Center	Urbana	2	Less than 1.0	No Conclusion
OSF St Joseph Medical Center	Bloomington	0	1.5	☆ Zero Infections
Genesis Medical Center-Silvis	Silvis	1	Less than 1.0	No Conclusion
St Margaret's Health	Spring Valley	0	Less than 1.0	☆ Zero Infections
Unitypoint Health - Proctor	Peoria	2	Less than 1.0	No Conclusion
St Bernard Hospital & Health Care Center	Chicago	0	Less than 1.0	☆ Zero Infections
Metrosouth Medical Center	Blue Island	1	1.3	= Same
HSHS St John's Hospital	Springfield	8	9.9	= Same
SSM Health St Mary's Hospital	Centralia	0	Less than 1.0	☆ Zero Infections
Northwestern Medicine Lake Forest Hospital	Lake Forest	0	1.5	☆ Zero Infections
OSF St Mary Medical Center	Galesburg	0	Less than 1.0	☆ Zero Infections

Methicillin-resistant Staphylococcus aureus (MRSA) Statewide Consumer Report
Reportable Period: January 1, 2018 - December 31, 2018

Acute Care and Pediatric Hospitals

Hospital Name	Hospital City	Number of Events		How Does This Facility Compare to the National Experience?
		Observed	Predicted	
Presence St Marys Hospital	Kankakee	1	1.5	= Same
OSF Sacred Heart Medical Center	Danville	0	Less than 1.0	☆ Zero Infections
Presence Saint Francis Hospital	Evanston	0	1.7	☆ Zero Infections
Elmhurst Memorial Hospital	Elmhurst	2	2.4	= Same
HSHS St Anthony's Memorial Hospital	Effingham	0	Less than 1.0	☆ Zero Infections
Ingalls Memorial Hospital	Harvey	0	1.9	☆ Zero Infections
Galesburg Cottage Hospital	Galesburg	0	Less than 1.0	☆ Zero Infections
Norwegian-American Hospital	Chicago	1	1.6	= Same
Loyola University Medical Center	Maywood	8	11.7	= Same
Harrisburg Medical Center	Harrisburg	0	Less than 1.0	☆ Zero Infections
Graham Hospital	Canton	0	Less than 1.0	☆ Zero Infections
Advocate Good Shepherd Hospital	Barrington	0	1.9	☆ Zero Infections
Franciscan St. James Health	Olympia Fields	2	2.5	= Same
OSF Saint James-John W Albrecht Medical Center	Pontiac	0	Less than 1.0	☆ Zero Infections
Presence Saint Joseph Hospital	Chicago	1	3.0	= Same
Weiss Memorial Hospital	Chicago	2	1.4	= Same
AMITA Health Adventist Medical Center Glen Oaks	Glendale Heights	0	1.2	☆ Zero Infections
Presence Resurrection Medical Center	Chicago	2	5.4	= Same

Methicillin-resistant Staphylococcus aureus (MRSA) Statewide Consumer Report
Reportable Period: January 1, 2018 - December 31, 2018

Acute Care and Pediatric Hospitals

Hospital Name	Hospital City	Number of Events		How Does This Facility Compare to the National Experience?
		Observed	Predicted	
Community First Medical Center	Chicago	0	1.6	☆ Zero Infections
Memorial Hospital of Carbondale	Carbondale	4	2.5	= Same
Morris Hospital & Healthcare Centers	Morris	0	Less than 1.0	☆ Zero Infections
FHN Memorial Hospital	Freeport	1	Less than 1.0	No Conclusion
Rush-Copley Medical Center	Aurora	0	2.9	☆ Zero Infections
Palos Community Hospital	Palos Heights	1	4.2	= Same
Mount Sinai Hospital	Chicago	4	3.2	= Same
Advocate Good Samaritan Hospital	Downers Grove	1	3.1	= Same
Katherine Shaw Bethea Hospital	Dixon	0	Less than 1.0	☆ Zero Infections
Advocate Trinity Hospital	Chicago	0	1.8	☆ Zero Infections
OSF Saint Anthony Medical Center	Rockford	3	3.1	= Same
AMITA Health Adventist Medical Center Hinsdale	Hinsdale	0	2.7	☆ Zero Infections
HSHS St Joseph's Hospital	Breese	0	Less than 1.0	☆ Zero Infections
Northshore Univ HS Evanston Hospital	Evanston	5	3.4	= Same
Northshore Univ HS Glenbrook Hospital	Glenview	1	2.6	= Same
Northshore Univ HS Highland Park Hospital	Highland Park	4	1.6	= Same
Swedish Covenant Hospital	Chicago	0	2.5	☆ Zero Infections
AMITA Health Adventist Medical Center Bolingbrook	Bolingbrook	0	1.1	☆ Zero Infections
Westlake Hospital	Melrose Park	1	Less than 1.0	No Conclusion

Methicillin-resistant Staphylococcus aureus (MRSA) Statewide Consumer Report
Reportable Period: January 1, 2018 - December 31, 2018

Acute Care and Pediatric Hospitals

Hospital Name	Hospital City	Number of Events		How Does This Facility Compare to the National Experience?
		Observed	Predicted	
Presence Saints Mary and Elizabeth Medical Center	Chicago	1	5.2	★ Better
AMITA Health St. Alexius Medical Center Hoffman Estates	Hoffman Estates	2	4.2	= Same
Carle Richland Memorial Hospital	Olney	0	Less than 1.0	☆ Zero Infections
Northwestern Medicine Central Dupage Hospital	Winfield	1	5.7	★ Better
AMITA Health Adventist Medical Center La Grange	La Grange	1	1.3	= Same
Heartland Regional Medical Center	Marion	1	Less than 1.0	No Conclusion
OSF Saint Anthony's Health Center	Alton	2	Less than 1.0	No Conclusion
Illinois Valley Community Hospital	Peru	0	Less than 1.0	☆ Zero Infections
Little Company of Mary Hospital	Evergreen Park	1	3.2	= Same
Unitypoint Health - Trinity Rock Island	Rock Island	0	2.2	☆ Zero Infections
Gateway Regional Medical Center	Granite City	0	1.1	☆ Zero Infections
Roseland Community Hospital	Chicago	1	Less than 1.0	No Conclusion
MacNeal Hospital	Berwyn	1	2.4	= Same
Touchette Regional Hospital	Centreville	0	Less than 1.0	☆ Zero Infections
Anderson Hospital	Maryville	1	1.4	= Same
Alton Memorial Hospital	Alton	0	1.8	☆ Zero Infections
HSHS St Mary's Hospital	Decatur	2	Less than 1.0	No Conclusion
St Anthony Hospital	Chicago	0	Less than 1.0	☆ Zero Infections

Methicillin-resistant Staphylococcus aureus (MRSA) Statewide Consumer Report
Reportable Period: January 1, 2018 - December 31, 2018

Acute Care and Pediatric Hospitals

Hospital Name	Hospital City	Number of Events		How Does This Facility Compare to the National Experience?
		Observed	Predicted	
Methodist Hospital of Chicago	Chicago	0	Less than 1.0	☆ Zero Infections
University of Illinois Hospital & Health Sci System	Chicago	7	10.0	= Same
Riverside Medical Center	Kankakee	4	2.6	= Same
Crossroads Community Hospital	Mount Vernon	0	Less than 1.0	☆ Zero Infections
Mercy Hospital & Medical Center	Chicago	2	2.7	= Same
Provident Hospital of Cook County	Chicago	0	Less than 1.0	☆ Zero Infections
Northshore Univ HS Skokie Hospital	Skokie	0	1.3	☆ Zero Infections
Herrin Hospital	Herrin	1	Less than 1.0	No Conclusion
Loretto Hospital	Chicago	0	Less than 1.0	☆ Zero Infections
Northwestern Memorial Hospital	Chicago	9	13.9	= Same
Jersey Community Hospital	Jerseyville	0	Less than 1.0	☆ Zero Infections
Thorek Hospital & Medical Center	Chicago	0	Less than 1.0	☆ Zero Infections
HSHS St Elizabeth's Hospital	O'fallon	0	2.5	☆ Zero Infections
Iroquois Memorial Hospital & Resident Home	Watseka	0	Less than 1.0	☆ Zero Infections
Shriners Hospital For Children	Chicago	0	Less than 1.0	☆ Zero Infections
HSHS Holy Family Hospital	Greenville	0	Less than 1.0	☆ Zero Infections
Jackson Park Hospital & Medical Center	Chicago	0	Less than 1.0	☆ Zero Infections
HSHS Good Shepherd Hospital	Shelbyville	0	Less than 1.0	☆ Zero Infections

Methicillin-resistant Staphylococcus aureus (MRSA) Statewide Consumer Report
Reportable Period: January 1, 2018 - December 31, 2018

Acute Care and Pediatric Hospitals

		Number of Events		
Hospital Name	Hospital City	Observed	Predicted	How Does This Facility Compare to the National Experience?
Unitypoint Health - Trinity Moline	Moline	0	Less than 1.0	☆ Zero Infections
Northwestern Medicine Huntley Hospital	Huntley	0	Less than 1.0	☆ Zero Infections
Memorial Hospital East	Shiloh	0	Less than 1.0	☆ Zero Infections

Methicillin-resistant Staphylococcus aureus (MRSA) Statewide Consumer Report
Reportable Period: January 1, 2018 - December 31, 2018

Critical Access Hospitals

Hospital Name	Hospital City	Number of Events		How Does This Facility Compare to the National Experience?
		Observed	Predicted	
Hopedale Hospital	Hopedale	0	Less than 1.0	☆ Zero Infections
Northwestern Medicine Valley West Hospital	Sandwich	0	Less than 1.0	☆ Zero Infections
Paris Community Hospital	Paris	0	Less than 1.0	☆ Zero Infections
HSHS St Joseph's Hospital	Highland	0	Less than 1.0	☆ Zero Infections
Mercyhealth Hospital and Medical Center-Harvard	Harvard	0	Less than 1.0	☆ Zero Infections
Perry Memorial Hospital	Princeton	0	Less than 1.0	☆ Zero Infections
OSF Saint Luke Medical Center	Kewanee	0	Less than 1.0	☆ Zero Infections
OSF St Paul Medical Center	Mendota	0	Less than 1.0	☆ Zero Infections
Salem Township Hospital	Salem	0	Less than 1.0	☆ Zero Infections
Rochelle Community Hospital	Rochelle	0	Less than 1.0	☆ Zero Infections
Abraham Lincoln Memorial Hospital	Lincoln	0	Less than 1.0	☆ Zero Infections
Illini Community Hospital	Pittsfield	0	Less than 1.0	☆ Zero Infections
Memorial Hospital	Carthage	0	Less than 1.0	☆ Zero Infections
Community Memorial Hospital	Staunton	0	Less than 1.0	☆ Zero Infections
Taylorville Memorial Hospital	Taylorville	0	Less than 1.0	☆ Zero Infections
HSHS St Francis Hospital	Litchfield	1	Less than 1.0	No Conclusion
Fairfield Memorial Hospital	Fairfield	0	Less than 1.0	☆ Zero Infections
Warner Hospital and Health Services	Clinton	0	Less than 1.0	☆ Zero Infections

Methicillin-resistant Staphylococcus aureus (MRSA) Statewide Consumer Report
Reportable Period: January 1, 2018 - December 31, 2018

Critical Access Hospitals

Hospital Name	Hospital City	Number of Events		How Does This Facility Compare to the National Experience?
		Observed	Predicted	
Franklin Hospital	Benton	0	Less than 1.0	☆ Zero Infections
Gibson Area Hospital & Health Services	Gibson City	0	Less than 1.0	☆ Zero Infections
Memorial Hospital	Chester	0	Less than 1.0	☆ Zero Infections
Fayette County Hospital	Vandalia	0	Less than 1.0	☆ Zero Infections
Wabash General Hospital	Mount Carmel	0	Less than 1.0	☆ Zero Infections
Sparta Community Hospital	Sparta	0	Less than 1.0	☆ Zero Infections
Red Bud Regional Hospital	Red Bud	0	Less than 1.0	☆ Zero Infections
OSF Holy Family Medical Center	Monmouth	0	Less than 1.0	☆ Zero Infections
Carle Hoopston Regional Hospital	Hoopston	0	Less than 1.0	☆ Zero Infections
Pinckneyville Community Hospital	Pinckneyville	0	Less than 1.0	☆ Zero Infections
Union County Hospital	Anna	0	Less than 1.0	☆ Zero Infections
Hammond-Henry Hospital	Geneseo	0	Less than 1.0	☆ Zero Infections
Crawford Memorial Hospital	Robinson	0	Less than 1.0	☆ Zero Infections
Advocate Eureka Hospital	Eureka	0	Less than 1.0	☆ Zero Infections
Ferrell Hospital	Eldorado	0	Less than 1.0	☆ Zero Infections
Hillsboro Area Hospital	Hillsboro	0	Less than 1.0	☆ Zero Infections
Lawrence County Memorial Hospital	Lawrenceville	0	Less than 1.0	☆ Zero Infections
Midwest Medical Center	Galena	0	Less than 1.0	☆ Zero Infections

Methicillin-resistant Staphylococcus aureus (MRSA) Statewide Consumer Report
Reportable Period: January 1, 2018 - December 31, 2018

Critical Access Hospitals

Hospital Name	Hospital City	Number of Events		How Does This Facility Compare to the National Experience?
		Observed	Predicted	
Carlinville Area Hospital	Carlinville	0	Less than 1.0	☆ Zero Infections
Clay County Hospital	Flora	0	Less than 1.0	☆ Zero Infections
Sarah D Culbertson Memorial Hospital	Rushville	0	Less than 1.0	☆ Zero Infections
St Joseph Memorial Hospital	Murphysboro	0	Less than 1.0	☆ Zero Infections
Pana Community Hospital	Pana	0	Less than 1.0	☆ Zero Infections
Marshall Browning Hospital	Duquoin	0	Less than 1.0	☆ Zero Infections
Morrison Community Hospital	Morrison	0	Less than 1.0	☆ Zero Infections
Thomas H Boyd Memorial Hospital	Carrollton	0	Less than 1.0	☆ Zero Infections
Kirby Medical Center	Monticello	0	Less than 1.0	☆ Zero Infections
Massac Memorial Hospital	Metropolis	0	Less than 1.0	☆ Zero Infections
Washington County Hospital	Nashville	0	Less than 1.0	☆ Zero Infections
Genesis Medical Center - Aledo	Aledo	0	Less than 1.0	☆ Zero Infections
Hardin County General Hospital	Rosiclare	0	Less than 1.0	☆ Zero Infections
Hamilton Memorial Hospital District	Mcleansboro	0	Less than 1.0	☆ Zero Infections
Mason District Hospital	Havana	1	Less than 1.0	No Conclusion

Methicillin-resistant Staphylococcus aureus (MRSA) Statewide Consumer Report
Reportable Period: January 1, 2018 - December 31, 2018

Long Term Acute Care Hospitals

Hospital Name	Hospital City	Number of Events		How Does This Facility Compare to the National Experience?
		Observed	Predicted	
Presence Holy Family Medical Center	Des Plaines	5	6.1	= Same
RML Specialty Hospital	Hinsdale	6	5.1	= Same
Kindred Hospital Peoria	Peoria	0	1.2	☆ Zero Infections
Vibra Healthcare of Springfield	Springfield	3	1.3	= Same
Kindred Hospital Sycamore	Sycamore	1	1.7	= Same
Kindred Hospital Northlake	Northlake	2	1.7	= Same
Kindred Hospital Central	Chicago	1	1.9	= Same
Kindred Hospital Chicago North	Chicago	5	3.4	= Same
RML Chicago	Chicago	7	19.9	No Conclusion

Methicillin-resistant Staphylococcus aureus (MRSA) Statewide Consumer Report
Reportable Period: January 1, 2018 - December 31, 2018

Rehabilitation Hospitals

Hospital Name	Hospital City	Number of Events		How Does This Facility Compare to the National Experience?
		Observed	Predicted	
Mercyhealth Van Matre Healthsouth Rehabilitation Hospital	Rockford	0	Less than 1.0	☆ Zero Infections
Shirley Ryan AbilityLab	Chicago	0	1.4	☆ Zero Infections
Schwab Rehabilitation Hospital	Chicago	1	Less than 1.0	No Conclusion
Northwestern Medicine Marianjoy Rehabilitation Hospital	Wheaton	0	Less than 1.0	☆ Zero Infections